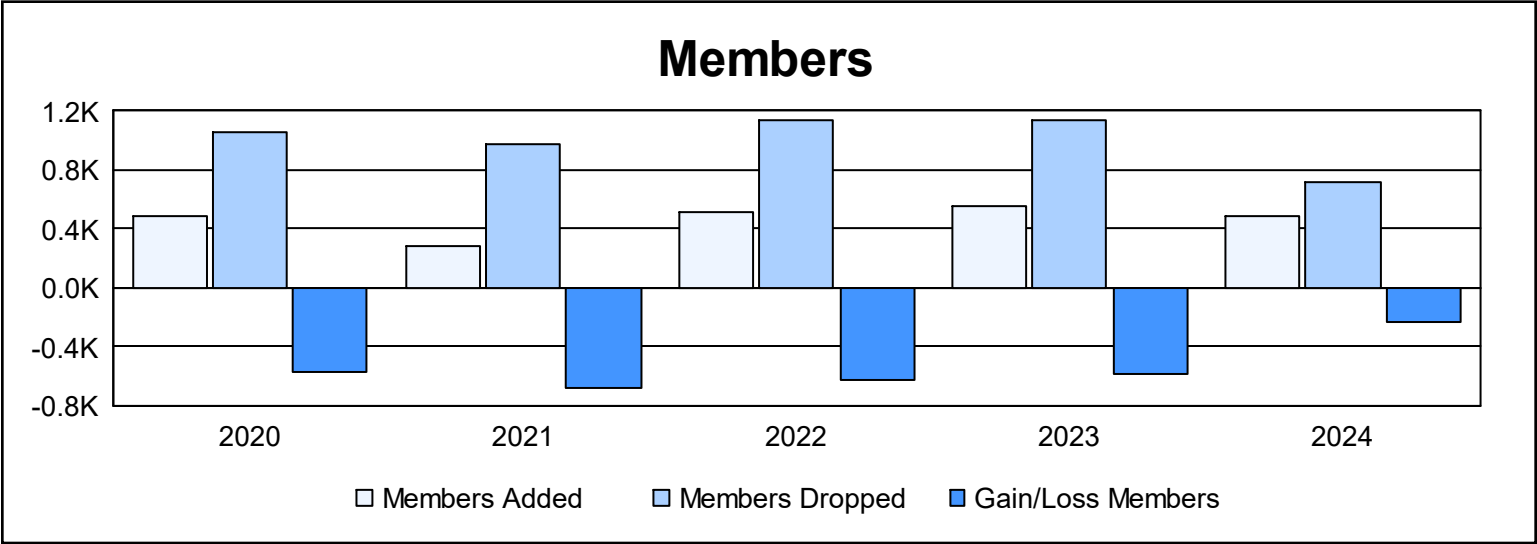
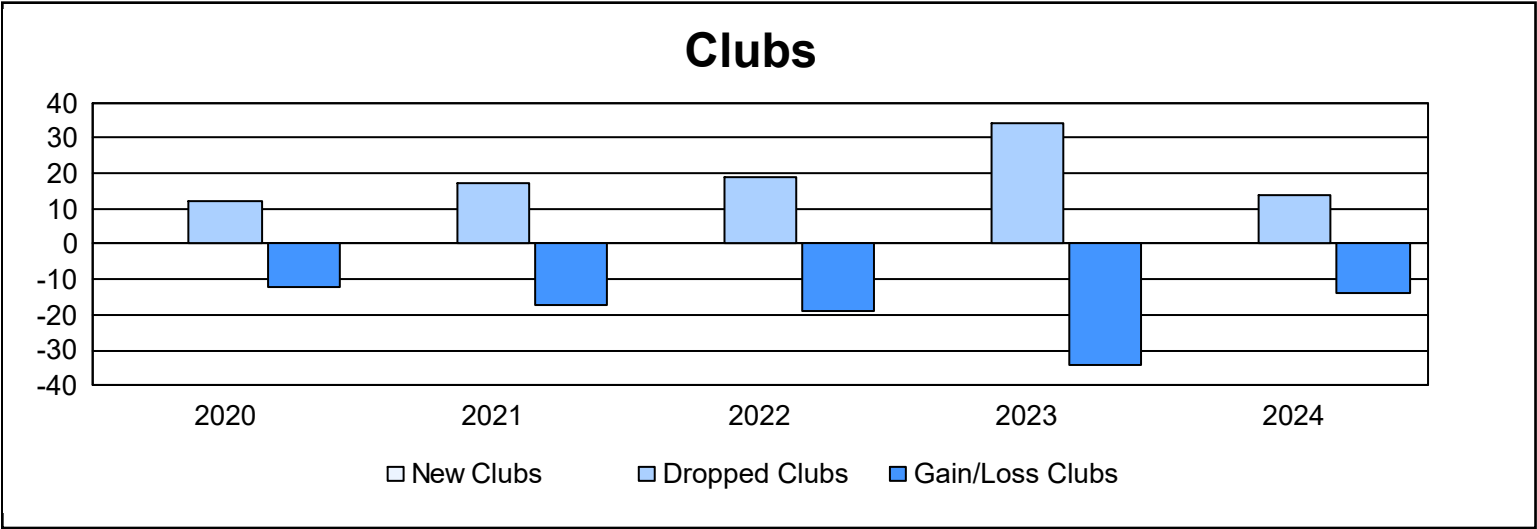
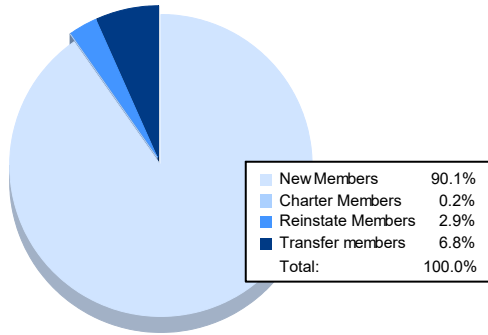


Year	New Clubs	Dropped Clubs	Gain/ Loss Clubs	New Members	Charter Members	Reinstate Members	Transfer Members	Total Member Added	Total Members Dropped	Gain/ Loss Members
2019-2020	0	12	-12	425	9	17	31	482	1,057	-575
2020-2021	0	17	-17	199	3	13	72	287	969	-682
2021-2022	0	19	-19	451	9	23	28	511	1,139	-628
2022-2023	0	34	-34	458	6	19	70	553	1,134	-581
2023-2024	0	14	-14	439	1	14	33	487	722	-235
Average	0	19	-19	394	6	17	47	464	1,004	-540



Membership Composition June 2024 Cumulative



Gender Composition June 2024 Cumulative

